


The Sanctuary Golf

White Tees



10 10th 273 Metres
Par 4, Index 18

The start to the back 9 leading you into false pretence, the shortest par guarded by a sundry of bunkers the second shot is an important one here.
Pro's tip: Another hole where driver is not necessarily needed, put yourself in play to allow a clear shot at the green with the green sloping to the right aim left of the flag.



11th 318 Metres
Par 4, Index 6

A daunting par 4 with water separating the fairway and has to be played over. Having to lay up here makes the second shot longer for the length of the hole.
Pro's tip: Another hole where club selection from the tee is crucial, too long you're in the water, too short and you leave yourself a risk of not reaching the green for your second. There is a lot more room left off



12th 275 Metres
Par 4, Index 16

Another shorter par 4 this time playing slightly uphill with a lot of bunkers guarding the green especially the righthand side. A long green that seems to make it hard to get the ball far enough back.
Pro's tip: Aim left. There are a couple of bunkers to avoid down the left side but getting in any down the right and it makes it very hard to hit the green in regulation from there. When hitting your second shot always seems very deceptive and easy to leave yourself short, however go past the flag will leave you a very slippery putt downhill.

13th 113 Metres
Par 3, Index 12

Do not be fooled by this little guy. It may only be 137m long but the smallest green on the course sloping away from you and protected by 4 tough bunkers makes the hole a lot harder than it looks.
Pro's tip: Aim for the open part of the green on the left, the righthand side slopes all the way down into a hollow leaving a tough chip. Try not to be short as these are some tough bunker shots.



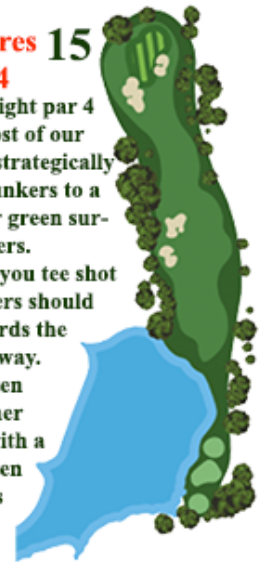
14th 400 Metres
Par 5, Index 5

Although short for a par 5 the fairway bunkers ensure it plays longer than it should with some of the largest bunkers you'll see. The fairway sweeps around the left, bringing the water into play both for lay up or an attempt at the green. Then you have the green, the toughest green on the course can make some difficult putts. If you can hit it long then aim right of the bunkers and cut the corner. If not play short of the bunkers lay up in the safer area over the bunkers right of the water leaving a full approach to the green.



15th 342 Metres
Par 4, Index 4

A reasonably straight par 4 and much like most of our holes a couple of strategically placed fairway bunkers to a narrower two-tier green surrounded by bunkers.
Pro's tip: Hitting you tee shot right of the bunkers should feed back in towards the middle of the fairway. The narrower green makes for a tougher second shot but with a long two-level green distance control is the key.



16th 439 Metres
Par 5, Index 8



Most would argue this as one of the hardest holes on the course a three-island par 5 not for the faint hearted. A hole if not played before it is particularly difficult to judge. With water just about everywhere no real safe areas.

Pro's tip: A hole to play sensibly, hit your tee shot as close to the first bridge as you can. Then you have the options of a short iron lay up for your the second or for the longer hitters going for the 3rd island to the green or a short pitch.




17th 127 Metres
Par 3, Index 10

A daunting par 3 especially from the back tees with water to carry and surrounding the green. A small pot bunker to the right popular for those scared of the water.
Pro's tip: Although water at the back always club up on this hole.

The green is a lot wider at the back and anything short funnels back to the water.

18th 349 Metres
Par 4, Index 2



Tough finishing hole much like the 9th plays a lot longer playing uphill all the way but even more challenging with water short, left and right off the tee. Even with a good tee shot it will still leave you a long second shot into a fast-sloping green surrounded by deep bunkers.
Pro's tip: The righthand side of the fairway is the safer option with the fairway sloping to the left. Front edge of the green is a good spot to be avoiding the bunkers and leaving an uphill putt.

Sanctuary Golf Course

Course Book Seeds Golf Sanctuary Golf Course

10	4	18	303	273
11	4	6	341	318
12	4	16	303	275
13	3	12	137	113
14	5	14	411	400
15	4	4	368	342
16	5	8	487	439
17	3	10	154	127
18	4	2	380	349
In	36		2884	2636
Total	72		5903	5395